


THE GARDENER

BRINGING YOU THE LATEST BUZZ STRAIGHT FROM THE GARDEN


FROM YOUR STEERING COMMITTEE

We would like to thank DeWitt Millennium Garden Club and Across the Fence Post Garden Club for the outstanding job they did planning and hosting the District IIB Fall Meeting on Oct 15, 2019. The decorations were beautiful, the food was good, the speaker was excellent and, even though our group lost in the jeopardy game, we learned a lot about soil! Julie Partee, Peggy Brown and Vicki Robson, please make sure to thank all your club members for a job well done. And to Terri Tomak and Kristine Soderberg, the co-chairs for this meeting, thank you for your hard work, organizational skills and ability to keep all the puppies in the box. You rock!



More volunteers are still needed for the MGC Conference, hosted by District IIB next June. Please contact any member of the Steering Committee and we will let you know all the jobs that are available. Individuals and/or clubs may sign up for the various opportunities.

The IIB Interest Groups are going strong. Linda Mogyoros of the IIB Quilting Club is planning a beginner class in January, 2020. If you are interested in learning how to quilt, she can be contacted through her email: turtlehatch@att.net



Enjoy these beautiful autumn days in Michigan!

Anne, Ronnie, Laura, Ann and Jolanta

Treasurer's Report

District IIB finances are in good shape. We have a good balance in the checking account thanks to a very successful District IIB 2019 Fall District Meeting. A great job was done by the DeWitt Millennium Garden Club and the Across the Fence Post Garden Club who assisted. \$925 was raised at the Silent Auction with another \$404 brought in by the sale of the awesome centerpieces provided by Across the Fence Post Club. Many thanks to Peggy Brown and all of her helpers for making the auction such a success.




DISTRICT IIB LEADERSHIP EXCHANGE

The District IIB Steering Committee invited IIB club presidents to a Leadership Exchange hosted by the Williamston Red Cedar Garden Club in September. WRCGC member Roxanne Houghton opened her B&B, Sherwood Acres Country Estate, in Williamston for the event. It is a beautiful country setting with views of a large pond and many gardens.

The purpose of the event was for club presidents to get to know each other, exchange ideas (and food and plants) and talk about how we could make our IIB organization stronger and more relevant.

The need for timely communication to the clubs from the district and between clubs in the district was identified as a primary goal. A "new president" tool kit and a "membership growth" tool kit were top priorities. Stay tuned for more information as we tackle these issues. Another meeting will be held in the spring for club officers and club members interested in leadership positions.



RONNIE'S LEADERSHIP BROWNIES

(from Linda Norwood, The Garden Club of Greater Lansing)

6 oz. bittersweet chocolate (I used Ghiradelli 60% Cocoa baking chips)

¾ cup butter at room temperature, divided

6 eggs at room temperature

3 cups of sugar

1 tsp. salt

1 tbsp. vanilla extract

1 ½ cups flour

1 cup toasted nuts - walnuts or pecans

Preheat oven to 350 degrees.

Melt chocolate with ¼ cup of the butter. Let cool. In a mixing bowl, cream remaining ½ cup of butter with sugar until fluffy. Add salt, vanilla and eggs, one at a time, mixing well after each egg.

Add melted chocolate mixture and flour. Mix in nuts.

Pour into greased 9" x 13" pan. Bake for 40-45 minutes until cake tester comes out clean. Cool in pan for 15 minutes, cut, remove from pan and finish cooling on racks. Top will be crunchy.

Recipe can be cut in half and will fit in an 8" X 8" pan.



The Royal Botanic Gardens of Kew, United Kingdom *by Jolanta Piecuch*

Kew Gardens is a UNESCO World Heritage Site less than 30 minutes from central London, and it contains the largest living plant collection in the world. My daughter and I knew that we wouldn't be able to see it all on foot because the gardens are set on over 300 acres. Luckily, we discovered that there is a train going along the perimeter of the garden and stopping close to the most interesting points.

After entering the gardens, the first beautiful thing we saw was a glass sculpture by our own Dale Chihuly. He was showcasing his 32 works of art against the stunning backdrop of Kew Gardens from April to October 2019.

After hopping on the train we were ready to see over 28,000 taxa of living plants, 14,000 varieties of trees, 44 historical buildings, 8.5 million botanical and mycological specimens, some 2.25 billion seeds from 189 countries in the seed bank...well, we left all these to over 350 scientists working at Kew, and concentrated on what we actually were able to see.

Kew Gardens were founded by Princess Augusta in 1759 and are recognized around the world as a centre of excellence for the study of plants. The 18th century English landscape garden concept was adopted in Europe and Kew's influence in horticulture, plant classification and economic botany (the study of the relationship between people and plants) spread internationally. Vast areas of grass and trees at Kew surprised me; one could think that it was a forest or a meadow.

There are many highlights at Kew Gardens, and it is possible for the visitor to spend days at Kew wandering the grounds immersed in all the botany, history and beauty. I would have to take over the whole newsletter to mention some of them, so I briefly point out only a few. The Palm House is a Victorian glasshouse with a rainforest climate, which supports a unique collection of tropical plants from some of the most threatened environments on Earth. *Temperate House* is a very impressive "greenhouse" and is now the largest Victorian glasshouse in existence.

The Hive is a modern geometric installation in the pollinators' area that is linked to one of Kew's beehives and 1000 LED lights flicker in time to vibrations caused when the bees communicate with each other. Kings and queens put their marks on the gardens, both in the plant selection and in architecture. Queen Elizabeth II had her 80th birthday held at Kew Palace, as it is her property. I wonder how many people she could fit in those tiny palace's rooms...but the views from the windows of the Queen's Garden and the river Thames are breathtaking.

My favorite garden was probably the least impressive—the Kitchen Garden. It was just vegetables grown by volunteers with hand-made support structures from twigs. The Kitchen Garden was voted 'most inspirational vegetable garden 2016' by the Great British Growing Awards, and I am not surprised.

It was the perfect day out, and it was hard to believe that close by is London with its big city hustle and bustle.



Palm House



Temperate House – Chihuly's art




The Hive



Giant lily pads in the Waterlily House



View from the Kew Palace window



Coleous on Barb's Porch

HORTICULTURE

By Barb Amundsen printed in TWIGS, The Garden Club of Greater Lansing Newsletter, October 2019

My tomatoes are just starting to ripen, so I'm hardly ready to put my garden to bed. However, looking at the calendar, the days are numbered until the first frost. While enjoying the beauty of asters, mums, hydrangeas with their changing colors, sedum, and so very much more, we are reaping and eating, sharing and preserving veggies, and drying herbs.

There is always so much to do this time of year. We can start by shredding leaves and cleaning our gardens. Remember to weed well: most weeds are perennials and they will come back next year if you let them. Clear away dead foliage and cut off

dry stalks. Leave interesting seed heads for the birds. Clean garden debris and extra shredded leaves can be added to the compost pile. Be sure to discard plants that are diseased. The cleaned gardens can be covered with straw, shredded leaves or mulch.

It's time to take care of tender plants. Bulbs such as gladiolus, freesia, calla and canna are ready to be collected and stored after the tops have frozen. Cut back tender roses to 10-12 inches and remove all foliage so insects and diseases can't winter over. Cover the plants with leaves, straw or cones to protect against winter temperature changes.

As we're taking care of plants, this is the time to dry and save seeds, take cuttings of plants we want to save or divide for future use, and dry or freeze herbs for use during the winter. It also is time to be sure that our records are very clear for our use next season. If you didn't take pictures when plants were in bloom, at least make careful notes before you clean out garden surfaces so that you will know what to look for in spring and where it was planted. I am surprised at how the birds and the wind continue to rearrange a few plants in my garden as they eat the seeds and add them to new areas in the gardens.

There is still time to add a few select plants for next spring and beyond. Spring flowering bulbs can be planted now. Trees and shrubs can still be planted as long as they are kept well-watered through the winter as needed (depending on the snow). Garlic also can be planted this time of year to be available for use next spring.

Make sure all houseplants and any tender flowering plants or herbs you may want to try to keep are brought indoors for the winter. Check for insects or disease to be sure they are clean. Geraniums can sometimes be wintered in the house. I never have much luck with basil, but rosemary always will continue to grow. Since house plants start to slow down as the days get shorter, cut back on watering and feeding until next spring. Winter feeding can result in weak growth.

This is the time to harvest more of our fall crops like beets, brussel sprouts, cabbage, carrots, cauliflower, kale, and leeks. Tomatoes that are threatened by frost can be ripened in a brown paper bag or lift the entire plant and hang it upside down in a warm spot to ripen. Winter squash can be picked after the vines die back, but before a hard freeze.

Be sure to clean and put away empty containers, garden tools and garden ornaments. Containers that can't take a freeze, such as terra-cotta, ceramic, and many plastic pots need to be stored indoors. Clean your bird feeders to be ready for winter. Also consider adding a deicer for the birdbath or turn your birdbath over to keep it from cracking.

Now that we're ready for winter, it's time to enjoy the beauty of fall both in our gardens and in our environment. We also can do that while we're still working on our task list for fall.

Hartland Home & Garden Club Library Project

The Hartland Home & Garden Club has maintained the shade garden at the historic Hartland Library since 1990. Over the years the library, located on the main street in the Village of Hartland, has been the nucleus of the community. The High School, Middle School, Grade School, Child Care Center, Music Hall and Museum are all within walking distance. The gardens are in continual view of the public. The Memorial Day Parade is attended by approximately a thousand residents and visitors. Photographers, both amateur and professional, use the gardens for their photography. A large lawn adjacent to the garden is used for concerts and large gatherings.

Large white pines that lined the west side of the library were removed during building construction and renovation. The environment around the library changed and the 9,000 sq. ft. gardens needed a major renovation. This was our opportunity to create a native garden. With the help of a local landscape architect, the new gardens were designed as zones that include a Hillside Prairie, Butterfly, Forest Edge and a Forest Garden.

In preparing our gardens, we invited the community to a Garden Dig to remove existing perennial plants for their own gardens. These "Dig & Donate" days, combined with a grant from the Wildflower Association of Michigan, donations from the Cromaie Library and community members and the profits from our annual tea have paid for the work to date.

The soil is very sandy, and we needed a way to keep the new plants well-watered until they are established. A drip line was installed over the entire garden and connected to the library water system. The Hillside Garden has been planted with a variety of plants and grasses and over-seeded with seed from a native plant nursery. The Forest Edge Garden and the Forest Garden are almost completed. The many rainy days in the spring set us back with our Butterfly Garden. We covered the garden with paper, plastic and mulch. We expect to plant next spring and get the educational signage installed by mid-summer.

You'll all be invited to our Grand Opening!



HARTLAND HOME AND GARDEN CLUB THIRTIETH ANNIVERSARY CELEBRATION *BY JANET HOUSTON*

"Hats Off To Us" was the theme of the 30th anniversary celebration of the Hartland Home and Garden Club on May 12. Thirty-nine present and past members gathered at the Lakeland Golf & Country Club in Brighton for the festive event and dinner. Twelve members, representing thirteen sets of presidents and 25 years of service, were some of our special guests.

In the dining area, each table was decorated with a vintage hat, gloves and jewelry. Thirtieth anniversaries are associated with pearls and the color green, so each place setting featured an 'Easter Bonnet White' sweet alyssum plant surrounded by pearl beads in a small container. Guests also received beautiful little hats created by millinery artist members.

Members socialized, renewed old friendships, had photos taken and checked out eleven photo boards presenting 30 years of events in club history. Then it was time to enjoy a delicious dinner and beautifully decorated and delicious half chocolate and half cherry-nut cakes for dessert.

After dinner, speaker Julia Hofley did a slide presentation on the "Great Gardens of North America." Julia presented door prizes to some lucky guests. Twelve bleeding heart plants, our club flower, were also given as door prizes. To round out the evening, The Fenton Lakes Chorus, a chapter of Sweet Adeline's International, sang in four-part harmony, barbershop style.

We want to thank Kathy Mikuska, Chairman, and her committee (Debbie Cadman, Vera Edblad, Rosemary Kumon, Marilyn Scherler, Valerie Schultz, Lynn Smith, Jeri Spamer and Noreen Weitkamp), who coordinated and hosted the event. A fabulous time was had by all.



Looking Glass Garden Club, Inc. Celebrates 10th year with Flower Show & Party

Submitted by LGGC President, Debra Plichta

At our September 2019 meeting, The Looking Glass Garden Club celebrated 10 years as a MGC with a potluck meal and Standard Flower Show titled: Along the Looking Glass River. Each member received a 10 year Anniversary Pictorial Edition Yearbook/Directory and a token gift of white daffodils. Members took a trip down memory lane with a slide show reflecting club events and projects. We have become not only the local garden club enhancing our community, we have also become neighbors and friends.

The questions beg themselves: Where do we go from here? What new community projects do we want to get involved with? What new partnerships do we want to establish? How can we grow our membership? And how can we, as a garden club, continue being respectful stewards of the land? How can we remain knowledgeable of the needs of the wildlife and nature that surround us?

Our first ten years clearly show our club's success at enhancing the spaces we live in by creating and maintaining home landscaping and backyard gardens. Our goodwill toward Mother Nature and our efforts to embrace the beauty possible are apparent. We remain willing and open to new projects.

Our history:

On August 10, 2009, a group of 20 like-minded residents agreed that we would like to make a difference in our community by organizing as a garden club.

Those present at that first meeting decided that our garden club would emphasize good land stewardship, protection of plants and animals living along the Looking Glass River, creation of landscapes, flower beds, river banks and prairies that are ecologically functional environments that would become outdoor classrooms for the community.

We agreed on the importance of collaboration with clubs, schools, churches, businesses, associations and governments to create opportunities for joint projects, activities and programs. We agreed to use our resources to support local vendors and businesses in our own community first.

We expressed a love of gardening and had a strong awareness of and appreciation for conservation, historic preservation, and the knowledge that it is our responsibility to teach the youth.

We decided that our garden club would be different than the traditional garden clubs of the past by embracing 21st century goals, objectives and technologies.

Our Community Projects:

The Village Enhancement Committee installs and maintains 32 flower planters on four bridges that cross over the Looking Glass River. Around Thanksgiving the bridges are decorated with swags of greens, wreaths and red bows.

Broken Heart Memorial Flower Garden committee incorporated into the landscape design a Blue Star Memorial, two granite benches, a paved walkway, a flag pole, WWI Monument and flowers that bring color and interest to the space every season.

Daffodils Around the Watershed Committee has planted hundreds of yellow daffodils in naturalized areas and along the roadside in our community. Looking Glass Watershed Reforestation, River Bank Restoration & Wildlife Habitat Project: Thousands of Michigan native trees and shrubs have been planned along the river in an attempt to restore the riparian vegetative cover needed to protect the river and in support of wildlife.



TGGC members present at their September 9, 2019 meeting where they celebrated 10 years as a MGC member!



September 2, 2009, Kathy Dominguez, then District IIB Director, presents Debra Plichta, LGGC Charter President, with documentation of Looking Glass Garden Club's federation into the MGC as Club # 484



Charter member, Gloria Miller, planting a sapling along the riverbank as part of the Riverbank Restoration project

The Looking Glass Garden Club decorates for the holidays four bridges that cross over the Looking Glass River. Club members install green swags, fresh green wreaths and red bows on bridges located on Bauer Road, Wacousta Road and Herbison Road in Wacousta, a little village located west of DeWitt and north of Grand Ledge. Decorations go up Thanksgiving weekend and are taken down New Year's weekend. If you are in the area check them out.



The Garden Club of Greater Lansing

The Garden Club of Greater Lansing is getting ready for its 86th Annual Greens Market. The October 14th meeting was a fresh arrangement refresher instructional presented by Lois Snover-Hanson from the Meridian Garden Club. Lois updated us on how to make our arrangements beautiful, as well as important requirements for flower shows.



UPCOMING DATES TO REMEMBER

February 22-23, 2020

Orchid Show – MSU – Greater Lansing Orchid Society

March 12-15, 2020

District IIB Flower Show – “*Lost in a Good Book*” - MSU Pavilion

July 15, 2020

Kick-off Meeting for 2021 District IIB Flower Show
 Location: Michigan Nature Association, Okemos, MI
 10:00-12:00 noon FS Schedule
 12:00-1:00 – Lunch
 Followed by more FS Schedule Planning

December 9, 2020

District IIB Flower Show – Time *TBA* - Best Western, Okemos, MI

DISTRICT IIB STEERING COMMITTEE MONTHLY MEETINGS

Meets every 3rd Wednesday at 1:00 PM, Michigan Nature Association, Okemos, MI

MICHIGAN GARDEN CLUBS, INC. 2020 CONFERENCE STRATEGIC PLANNING COMMITTEE MEETINGS

Meets Monthly

Contact Ann Schools to help create a wonderful event hosted by District IIB! Pre-Conference, Conference, and Post-Conference support is needed. (517) 281-1101 OR BATHIEN@FRONTIER.COM

UPCOMING ACTIVITIES, EVENTS & MEETINGS

October 2019

District IIB Designers meets quarterly at Michigan Nature Association (MNA), 2310 Science Parkway Dr., Suite 100, Okemos, MI 48864.

Wednesday, October 23, 2019 “Low Rider”

10:00-12:00 noon – Howell GC and GCGL – Refreshments

Design Project: Low Profile – Handbook page 78 – Advanced Design Types. Definition: A three-dimensional design incorporating three or more design techniques. See pages 81-83. Techniques used must be listed on your 3x5 card.

November 2019

The Garden Club of Greater Lansing: November 11, 2019 Preparing for Greens Market

DeWitt Millennium Garden Club: November 14, 2019 “When to Plant and Care For Your Bulbs, Tubers and Corms”

Meridian Garden Club: November 18, 2019 - Make Your Own Thanksgiving Arrangement, presented by Lois Snover-Hanson

December 2019

The Garden Club of Greater Lansing: December 7, 2019, 86th Annual Greens Market, 9:00 am to Noon, Grace United Methodist Church, 1900 Boston Boulevard, Lansing, MI 48910

Meridian Garden Club: December 7, 2019 – Holiday Sale, Meridian Mall Market

Meridian Garden Club: December 16, 2019 - Holiday Potluck Luncheon, Okemos Community Church Social Hall, 4734 Okemos Rd, Okemos.

January 2020

The Garden Club of Greater Lansing: January 13, 2020, Greens Market Recap

Meridian Garden Club: January 28, 2020--Tour of Cotswold Gardens, presented by Jean Goetz and Peggy Bryson

DISTRICT IIB MEMBER CLUB MONTHLY MEETINGS**Looking Glass Garden Club***1st Monday***Webberville Garden Club***1st Wednesday***The Garden Club of Greater Lansing***2nd Monday***Williamston Red Cedar Garden Club***2nd Monday***Across the Fence Post Garden Club***2nd Tuesday***Mason Sycamore Creek Garden Club***2nd Tuesday***Hartland Home & Garden Club***2nd Wednesday***Dewitt Millennium Garden Club***2nd Thursday***Brighton Garden Club***2nd Thursday***Meridian Garden Club***3rd Monday***Marshall Home & Garden Club***3rd Tuesday***Howell Garden Club***3rd Wednesday***Grand Ledge Garden Club***4th Tuesday*

DISTRICT IIB SPECIAL INTEREST GROUPS

IIB CRAFTERS

Twenty-five IIB members mastered a basic Kumihimo braided design in our September workshops. An additional session was been scheduled on October 24 for a few people who had prior commitments on the first date.

Making pendants for necklaces with floral papers, fabrics, and tiny pressed flowers. A workshop has been scheduled for November 21, 2:00-4:00 p.m., to make pendants to hang on any necklace. Even though relatively inexpensive and easy to assemble, these pendants can be quite striking. Michigan Nature Association, 2310 Science Parkway, Okemos. Contact Sue Wittick, 517-242-8259, witticks@gmail.com.

IIB PHOTOGRAPHERS

November 25, IIB Photographers, 2:00—4:00, Michigan Nature Association, 2310 Science Parkway, Okemos. **Note Change in time due to scheduling conflict!**

An iPhone only photography class will be starting soon. We will start with the basics and continue to work through all the exciting options and features, with lots of tips, tricks, and practice along the way.

If you are knowledgeable about Android photography and willing to teach that, please let us know!

At our August meeting, one of the topics of discussion was photographing reflections. A challenge was issued and 13 members submitted their photos for popular vote. Congratulations to the top vote getters who were Sue Wittick (Meridian Garden Club), Lynn Keelan (Howell Garden Club), and Joan Lenhard (Garden Club of Greater Lansing).

IIB QUILTERS

Quilters are planning a Basic Quilting Workshop in January 2020. Topics will be tools, fabric, patterns, cutting, techniques of sewing and labels. If you are interested in this class contact Linda Mogyoros, 517-712-2622, turtlehatch@att.net.

IIB DESIGNERS

Location: Michigan Nature Association (MNA)

2310 Science Parkway Dr., Suite 100, Okemos, MI 48864

Bring: Handbook for Flower Shows (revised 2017) and old handbook pages too if you wish.

Each workshop has a project theme. Bring all supplies needed to participate.

IIB DESIGNER Workshop Projects

Wednesday, October 23, 2019 “Low Rider”

10:00-12:00 noon – Howell GC and GCGL – Refreshments

Design Project: Low Profile – Handbook page 78 – Advanced Design Types. Definition: A three-dimensional design incorporating three or more design techniques. See pages 81-83. Techniques used must be listed on your 3x5 card.

Wednesday, February 19, 2020 “Seeing Double”

10:00-12:00 noon – Meridian GC – Refreshments

Design Project: Duo – Handbook page 78 – A Creative Design organized in one (1) container or containers joined to appear as one. Organized as two (2) designs, back-to-back, and entered in two (2) separated design classes with the schedule specifying both class titles.

Wednesday, April 22, 2020 “Line Up”

10:00-12:00 noon – Williamston Red Cedar--Refreshments

Design Project: Creative Line Design – Handbook page 74 – A creative design where line is dominant with a minimum of plant material and other optional components. The line may be straight, curved or a combination.

Wednesday, July 15, 2020 Flower Show Schedule Development – Refreshments - Everyone

Kick-off Meeting for 2021 District IIB Flower Show – 10:00-12:00 noon, work on FS Schedule 12:00-1:00 – Lunch. Please bring dish to pass. After lunch we'll continue with FS Schedule development.

Wednesday, October 21, 2020 “Skyscraper”

10:00-12:00 noon – DeWitt and Grand Ledge--Refreshments

Design Project: Parallel Design – Handbook page 75. A design consisting of three (3) or more groupings of plant material and optional components with a strong parallel placement in a single container and/or base



MSU HORTICULTURE GARDENS
Holiday Make and Take
Thursday, November 21, 2019 6:00-8:30 PM

Join us for an evening of creative fun!
 Plant & Soil Science Building-MSU Campus
 1066 Bogue Street, East Lansing, MI 48824

<p>Each participant will attend 3 workshops and take home items from each.</p> <p>\$59 2019 members/ \$69 General</p> <p>For detailed descriptions and to register visit: www.hrt.msu.edu/holiday</p>	<p>6:00 Registration</p> <p>6:15- Holiday Entertaining on a Shoestring Learn about inexpensive tablescapes ideas, along with appetizers and cocktails for all your holiday gatherings.</p> <p>7:00-8:30 Workshops Tending Holiday Plants Evergreen Candle Centerpiece</p>
--	---

GLUTEN-FREE RECIPE

LEMON LAVENDER CAKE

Cake Ingredients

¼ c light raw honey
¼ c coconut sugar
3 eggs
½ c butter or coconut oil
3 T freshly squeezed lemon juice
1-1/2 c blanched almond flour
1/3 c. arrowroot powder
3 T coconut flour
2 t baking soda

Glaze Ingredients

¼ c of lemon juice
¼ c water
1 c confectioner sugar,
1 T of lavender buds

Directions: Boil for a couple minutes and let sit until slightly warm.

Cake Directions

1. Cream honey with 3 egg yolks and butter (or oil).
2. Add the vanilla extract (or extra lemon juice for a lemon cake).
3. In a mixing bowl, add eggs and beat until stiff then add coconut sugar and beat again until stiff peaks form. Keep to the side.
4. In a separate bowl, blend and sift almond flour, arrowroot powder, coconut flour, baking soda, and cardamom together then mix in lavender buds to even consistency.
5. Blend the dry mixture to the egg honey mixture. Blend well.
6. Fold in the egg whites mixture.
7. Pour batter into a greased round or square 8" or 9" baking pan with a sheet of wax paper or parchment paper at the bottom.

Bake for 35 minutes at 350 degrees. Cool for a few minutes and turn out onto a dish and remove the paper. Pour and spread the Glaze over the top of the cake and spread with a knife or spatula. Sprinkle with lemon zest and dust with powdered sugar. Top cake with a pinch of lavender buds. Serve and Enjoy!

*Submitted by Carol Grainger, President
Williamston Red Cedar Garden Club*

DISTRICT RESOURCES



NATIONAL
WWW.GARDENCLUB.ORG
 USERNAME: MEMBER
 PASSWORD: CONSERVE



MICHIGAN
WWW.MICHIGANGARDENCLUBS.ORG
 USERNAME: MEMBER
 PASSWORD: MGCGROW



REGION
WWW.NGCCENTRALREGION.ORG
 PASSWORD: 7STATES



RESOURCE & CONTACT INFORMATION

[HTTPS://MGCDISTRICT2B.WEBLY.COM](https://MGCDISTRICT2B.WEBLY.COM)
 PASSWORD: 2BGARDENERS



MICHIGAN GARDEN CLUBS DISTRICT IIB

"Like" & "Follow" and "Share" the District's Facebook Page (for the Public)
 Join Facebook Group (MGC District IIB Members only)

"Share" to the District Group & Page your club's events, garden project news, gardening articles and event photo highlights. This is a collective forum to promote each other's clubs.

The Next District IIB Newsletter will release February 2019.
 Send us your accomplishments, activities, awards, events, special projects, and recognition items to MidistrictIIB@gmail.com
 Submission Deadline: January 15, 2020
 We want to hear from you!

2020 CAMG Winter Symposium

January 25, 2020

Lansing, Michigan

“It’s All About...the Ins and Outs of Gardening”

The Capital Area Master Gardeners are very pleased to announce the symposium speakers

Brie Arthur—The Foodscape Revolution in Michigan and Gardening with Grains

Originally from southeastern Michigan, Brie studied Landscape Design and Horticulture at Purdue University. In addition to authoring *The Foodscape Revolution*, Brie has garnered acclaim for her enthusiastic presentations. With more than a decade of experience as a grower and propagator, she shares her knowledge and passion by communicating the value of gardening across the US.

Ben Cohen—Saving and Sharing Seeds

Ben is a practicing herbalist and the owner of Small House Farm, a sustainable homestead project. He hosts workshops throughout the state teaching about the many benefits of locally grown and wild harvested plants. Ben is a member of the Valley Herb Society in Midland, MI.

Jean Persely—Defining Your Canvas: Landscape Design

Jean is an Advanced Master Gardener, Master Composter and a certified Landscape Designer. Jean enjoys sharing her experiences and lessons-learned during educational outreach Garden Lifecycle Management programs. She is currently actively participating in a voluntary leadership position as President, Macomb Food Collaborative (MFC).

Lansing Community College West Campus

5708 Cornerstone Dr, Lansing, MI 48917

Early Bird Registration \$60

Registration details at <http://www.mgacac.wordpress.com> after Nov. 1st

OR

Email: mga.cac@gmail.com



Save the Date!

